

AN INSTRUMENTAL

STUDY GUIDE

TRUMPET

IMPORTANT INFORMATION

NAME: _____ GRADE: _____

INSTRUMENT: _____

STORAGE: _____

FOLDER SLOT #: _____

LESSON GROUP _____

- ① Scales
- ② Melodic
- ③ Technical

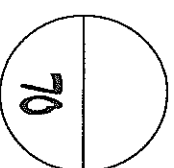
TRUMPET PERFORMANCE RATING

Column 1: Scales
Column 2: Melodic
Column 3: Technical

TONAL/PITCH RATING	
5	5
4	4
3	3
2	2
1	1

An accuracy of intonation/pitches throughout.
 Nearly accurate with a minimal amount of inaccurate intervals/pitches.
 Accurate intonation at the points of cadence (phrase endings). Otherwise a lack of accurate intervals/pitches.
 Individual pitches include a tonal center; however, with inaccurate intervals/pitches.
 Individual pitches lacked a tonal center and performance lacked overall tonality.

RHYTHM RATING	
5	5
4	4
3	3
2	2
1	1

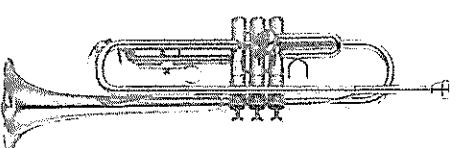


Performance was accurate with precise rhythm.
 Performance was nearly accurate with a minimal amount of imprecise rhythm.
 Performance included a consistent tempo and recognizable meter; however, included short, continuous sections of imprecise rhythm.
 Performance included portions of consistent and inconsistent tempo and recognizable and unrecognizable meter with imprecise rhythms.
 Performance included a lack of consistent tempo and recognizable meter.

EXPRESSION RATING	
5	5
4	4
3	3
2	2
1	1

Performs slurs correctly when indicated.
 Tongues correctly when indicated.
 Has a full and well supported tone quality
 Demonstrates an understanding of dynamics.
 Performs with a sense of phrase, breathing in appropriate places.

EXECUTIVE SKILL	
<input type="checkbox"/>	<input type="checkbox"/>
<input type="checkbox"/>	<input type="checkbox"/>
<input type="checkbox"/>	<input type="checkbox"/>
<input type="checkbox"/>	<input type="checkbox"/>
<input type="checkbox"/>	<input type="checkbox"/>



Feet are placed flat on the floor with back straight and body erect
 Breath support including air control, direction, and speed to perform the upper octave.
 Breath support including air control, direction, and speed to perform the lower octave.
 Breath is taken through the mouth.
 Correct horizontal and vertical instrument alignment with the body.

<input type="checkbox"/>	<input type="checkbox"/>
<input type="checkbox"/>	<input type="checkbox"/>
<input type="checkbox"/>	<input type="checkbox"/>
<input type="checkbox"/>	<input type="checkbox"/>
<input type="checkbox"/>	<input type="checkbox"/>

EMBOUCHURE RATING	
5	5
4	4
3	3
2	2
1	1

- Firm corners; pucker lips slightly; center of the chin is relaxed.
- Drawn chin muscles downward.
- Mouthpiece is placed in the horizontal center of the embouchure.
- Mouthpiece is placed 1/2 upper and 1/2 lower lip within the rim if the mouthpiece.
- Teeth are the proper distance apart.

HAND POSITION RATING	
5	5
4	4
3	3
2	2
1	1

- LH – Thumb rests on top of the 1st valve slide by the 1st valve casing; Ring Finger is in the 3rd valve trigger ring.
- LH – 1st, 2nd, & 3rd fingers grip beside the 3rd valve casing; Pinky rests below the 3rd valve slide.
- Both hands – Wrists are straight; elbows free from the body; trumpet tilted *slightly* with player's wrist.
- RH – Thumb is placed between the 1st and 2nd valve casing, directly below the leadpipe.
- RH – 1st, 2nd, & 3rd fingers curved in a "C" with the flesh on the valve caps; Pinky on top of the ring/hook.

5	4	3	2	1
---	---	---	---	---

Crumpets

Practice this Page

Only on the Days You Eat

1. C Major Scale (Concert B \flat Major Scale)

Start low. Each note goes higher.

A musical staff in 4/4 time showing the C major scale. The notes are C, D, E, F, G, A, B, C. Fingerings are indicated below the notes: 0, 13, 12, 1, 0, 12, 2, 0. Above the staff, the notes are labeled with their letter names: C, D, E, F, G, A, B, C.

2. Lip Slurs

Tongue only the first note of each measure. Let the notes touch each other.

A musical staff in 4/4 time showing lip slurs. The notes are C, D \sharp , E, F \flat , G, A, B \flat , C. Fingerings are indicated below the notes: 0, 2, 1, 12, 23, 13, 123. The notes are slurred together.

3. More Lip Slurs

Lip slurs improve your tone and flexibility.

A musical staff in 4/4 time showing more lip slurs. The notes are C, D \sharp , E, F \flat , G, A, B \flat , C. Fingerings are indicated below the notes: 0, 2, 1, 12, 23, 13, 123. The notes are slurred together.

4. Intervals

A musical staff in 4/4 time showing intervals. The notes are C, D, E, F, G, A, B, C. The notes are slurred together.

5. More Intervals

A musical staff in 4/4 time showing more intervals. The notes are C, D, E, F, G, A, B, C. The notes are slurred together.

6. Sustained Tonguing

Breathe only where marked. The air during the quarter notes should feel the same as the air during the whole notes.

A musical staff in 4/4 time showing sustained tonguing. The notes are C, D, E, F, G, A, B, C. The notes are slurred together. There are markings above the notes indicating where to breathe.

Crumpets

Practice this Page

Only on the Days You Eat

1. B \flat Major Scale (Concert A \flat Major Scale)

Musical staff for B \flat Major Scale (Concert A \flat Major Scale). The staff is in 4/4 time and contains a single measure with a slur over the notes B \flat , C, D, E, F, G, A, B \flat . Fingerings are indicated as 1, 2, 3, 2, 3, 2, 1, 1. The key signature is B \flat and the concert key signature is E \flat .

2. Lip Slurs

Tongue only the first note of each measure. The smoother...the better.

Musical staff for Lip Slurs. The staff is in 4/4 time and contains a single measure with a slur over the notes B \flat , C, D, E, F, G, A, B \flat . Fingerings are indicated as 1, 2, 3, 2, 3, 2, 1, 1. The key signature is B \flat .

3. More Lip Slurs

Stay relaxed while playing these slurs. Let the air do the work.

Musical staff for More Lip Slurs. The staff is in 4/4 time and contains a single measure with a slur over the notes B \flat , C, D, E, F, G, A, B \flat . Fingerings are indicated as 1, 2, 3, 2, 3, 2, 1, 1. The key signature is B \flat .

Musical staff for Tonguing. The staff is in 4/4 time and contains a single measure with a slur over the notes B \flat , C, D, E, F, G, A, B \flat . Fingerings are indicated as 1, 2, 3, 2, 3, 2, 1, 1. The key signature is B \flat .


4. Tonguing

Musical staff for Tonguing. The staff is in 4/4 time and contains a single measure with a slur over the notes B \flat , C, D, E, F, G, A, B \flat . Fingerings are indicated as 1, 2, 3, 2, 3, 2, 1, 1. The key signature is B \flat .

5. Slurs - Low Register

Tongue only the first note of each measure.

Musical staff for Slurs - Low Register. The staff is in 4/4 time and contains a single measure with a slur over the notes B \flat , C, D, E, F, G, A, B \flat . Fingerings are indicated as 1, 2, 3, 2, 3, 2, 1, 1. The key signature is B \flat .



Trumpets

3

Practice this Page Only on the Days You Eat

1. D major Scale (Concert C Major Scale)

2. Lip Slurs

3. More Lip Slurs

Buzz this exercise on your mouthpiece prior to playing it.

4. Intervals

Hear each note in your head.

5. Dynamics

6. Technique



Crumpets

4

Practice this Page

Only on the Days You Eat

1. F Major Scale (Concert Eb Major Scale)

2. Lip Slurs

Tongue only the first note of each measure. The smoother...the better.

3. More Lip Slurs

Keep relaxed while playing these slurs. Let the air do the work.

4. Articulation

Follow the articulations closely. Each measure of quarter notes should sound different.

5. Chromatic Scale

Try to do each line in one breath. You may need to look up the fingerings to a couple notes.

Trumpet Lip Slurs

Each exercise should be played in all valve combinations.

Valve Combinations 0 2 1 12 23 13 123

1 2 3

4 5 6

7 8 10

9 10 12

11 12 13

13 14 16

15 16 18

17 18 23